

Naming Materials



Lesson 1

LO: I can identify and name different materials.

Success Criteria

- I can recognise different materials and identify them by a picture.
- I can match a material to its name.

Naming Materials



wood



Photo courtesy of Kat. (@flickr.com) - granted under creative commons licence – attribution

Naming Materials

plastic



Photo courtesy of woodleywonderworks@flickr.com - granted under creative commons licence – attribution

Naming Materials

glass



Photo courtesy of DaveBleasdale@flickr.com) - granted under creative commons licence – attribution

Naming Materials

metal



Photo courtesy of Bart Kuik@flickr.com) - granted under creative commons licence – attribution

Naming Materials

water



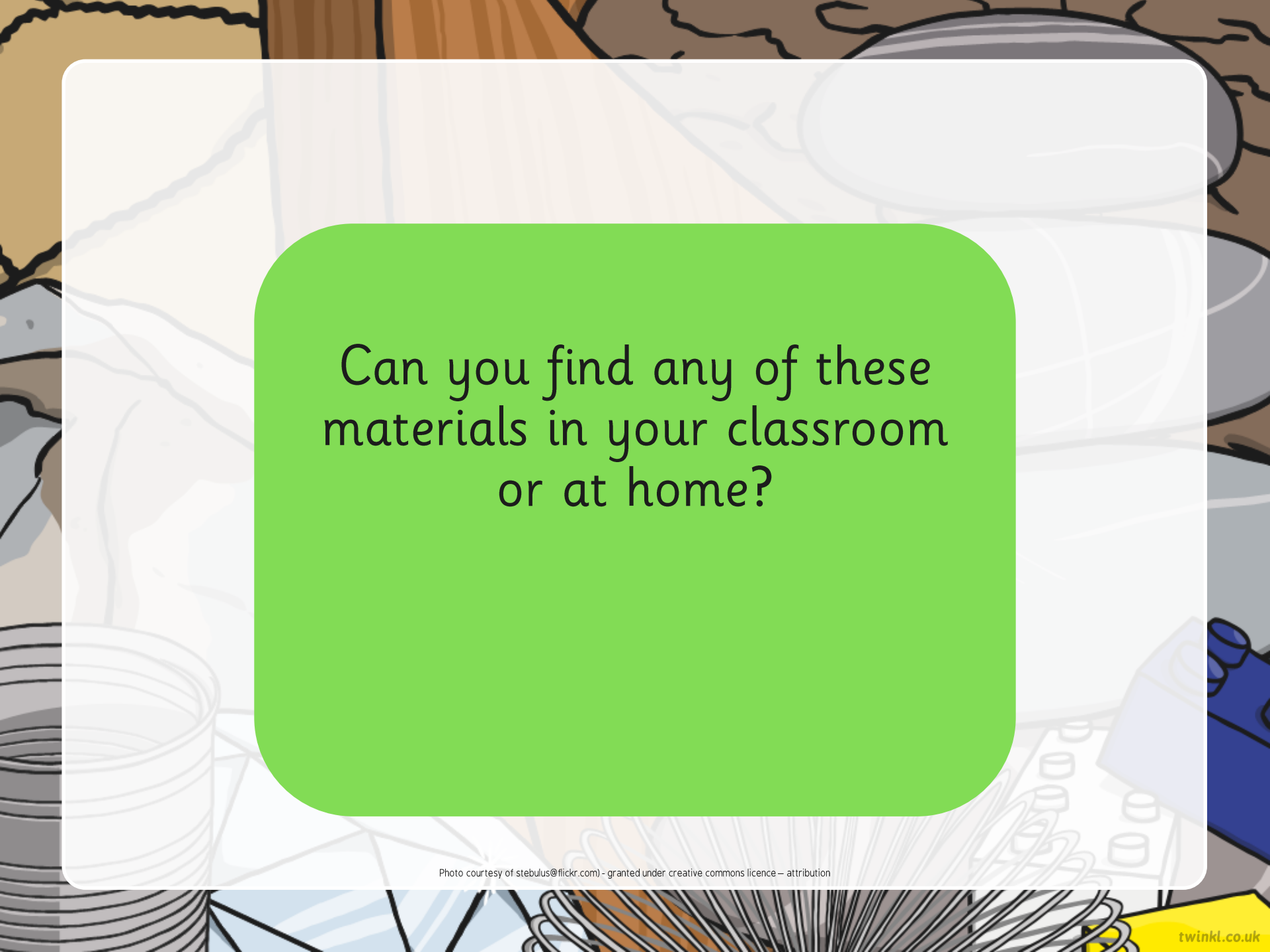
Photo courtesy of Infomastern@flickr.com - granted under creative commons licence – attribution

Naming Materials

rock



Photo courtesy of stebulus@flickr.com) - granted under creative commons licence – attribution



Can you find any of these materials in your classroom or at home?







Photo courtesy of [stebulus@flickr.com](https://www.flickr.com/photos/stebulus/)) - granted under creative commons licence – attribution

Matching Materials – Year 1 Match & Year 2 Label



Labelling Materials

Match the label to the same material.







plastic	
metal	
glass	
wood	
rock	
water	

Photos courtesy of Infomaster, Davelkaskala, woodlegenderworks, stebaka, Coljyn and Bart Kuik (@flickr.com) - granted under creative commons licence - attribution

twinkl planit Science | Year 1 | Everyday Materials | Labelling Materials | Lesson 1

Labelling Materials

Write the name of the material shown in the picture. Use the words at the bottom to help you.

<input type="text"/>			<input type="text"/>
<input type="text"/>			<input type="text"/>
<input type="text"/>			<input type="text"/>

glass plastic metal

wood rock water

twinkl planit Science | Year 1 | Everyday Materials | Labelling Materials | Lesson 1

Keywords



Can you think of three words to describe your material?
Write these in your book.





LO: I can identify and name different materials.

Success Criteria

- I can recognise different materials and identify them by a picture.
- I can match a material to its name.

