






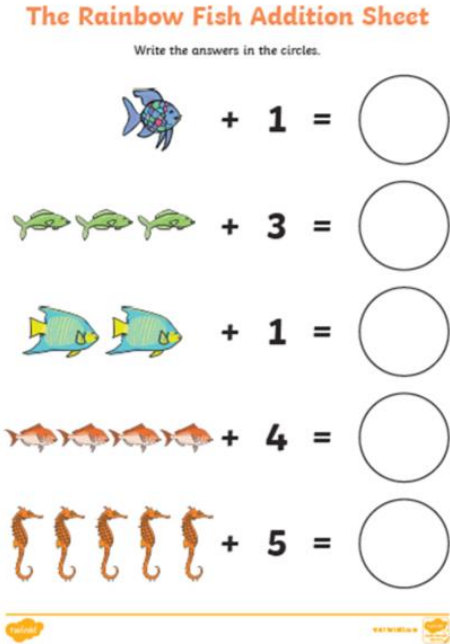












# UFS Home-Learning Timetable – Spring 1, Week 3

	Topic	Maths	Other	Favourite 5
Monday	<p><i>L.O. I can listen attentively to stories, accurately anticipate key events and respond to what I hear with relevant comments, questions or actions.</i></p> <p>View <b>Topic Slides</b> available on <b>UFS home-learning page</b>.</p> <p>Download from the <b>UFS home learning page</b> accompanying resources:</p> <ul style="list-style-type: none"> <li>- 'Rainbow-fish' letter</li> <li>- 'Rainbow-fish' blank template</li> <li>- 'Rainbow-fish' labelling activity</li> </ul> 	<p><i>L.O. I can add.</i></p> <p>See <b>Maths Slides</b> available on <b>UFS home-learning page</b>.</p> <p>Download from the <b>UFS home learning page</b> accompanying resources:</p> <ul style="list-style-type: none"> <li>- Create Your Own Addition Number Sentence</li> </ul> <p><b>1 2 3 Create Your Own Addition Number Sentence 3 2 1</b></p> 	<p><u><b>Music Monday</b></u></p> <p>Click on the link below for some 'Under the Sea' themed music:</p> <p><u><b>Five Oceans Song</b></u></p>  <p>Some of you may have already listened to this music last week. Can you remember any of the names of the 5 Oceans?</p> <p>Download from the <b>UFS home learning page</b> accompanying resources:</p> <ul style="list-style-type: none"> <li>- 5 Oceans Video</li> <li>- 5 Oceans Labelling Activity</li> </ul>  <p>If you want, you could colour your world map and the oceans in. What colours might you use and why?</p>	<p><u><b>Handa's Surprise</b></u></p> <p>Don't worry if you don't have a copy of this book at home.</p> <p>Simply click the link on the UFS <b>home-learning page</b> to launch a video recording read by our very own Mrs Ward.</p>  

# UFS Home-Learning Timetable – Spring 1, Week 3


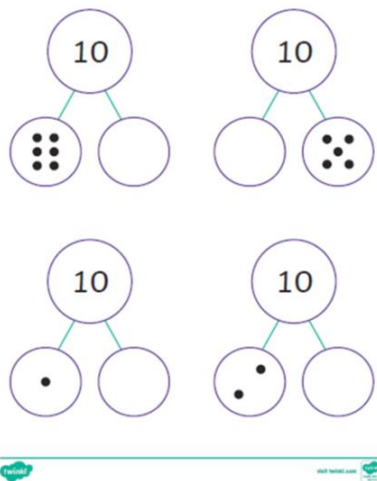



	Topic	Maths	Other	Favourite 5
Tuesday	<p>L.O. I can use pictures to retell a story in sequence.</p> <p>See <b>Topic Slides</b> available on <b>UFS home-learning page</b>.</p> <p>Download from the <b>UFS home learning page</b> accompanying resources: - Retell the story of Rainbow fish</p> 	<p>L.O. I can add.</p> <p>See <b>Maths Slides</b> available on <b>UFS home-learning page</b>.</p> <p>Download from the <b>UFS home learning page</b> accompanying resources: - Rainbow Fish Addition</p> <p><b>The Rainbow Fish Addition Sheet</b></p> <p>Write the answers in the circles.</p> $\text{Rainbow Fish} + 1 = \bigcirc$ $\text{3 Green Fish} + 3 = \bigcirc$ $\text{2 Blue Fish} + 1 = \bigcirc$ $\text{4 Red Fish} + 4 = \bigcirc$ $\text{5 Orange Fish} + 5 = \bigcirc$ 	<p><u>Test It Tuesday</u></p> <p><b>Will The Rainbow Fish Sparkle?</b> Science Experiment</p> <div> <p><b>Method</b></p> <ol style="list-style-type: none"> <li>1. Add glitter to The Rainbow Fish Poster.</li> <li>2. In daylight, show the children how the glitter sparkles and shines.</li> <li>3. Explain to the children that at the bottom of the sea it can be very dark, so sunlight doesn't get to the bottom of the deep ocean. Ask the children if they think the Rainbow Fish will still sparkle at the bottom of the ocean.</li> <li>4. Turn off the lights in the room or enter the dark den, does the Rainbow Fish still sparkle?</li> <li>5. Shine torch on the Rainbow Fish and observe what you see.</li> <li>6. Help the children to conclude that there needs to be light shining on the Rainbow Fish for him to sparkle.</li> </ol> </div> <p><b>You will need:</b> Glitter Glue The Rainbow Fish Poster Dark den or dark room Torch</p>  <p>Once you have had a go yourself why not watch the video link below about the deepest and darkest part of the ocean.</p> <p><u>Mariana Trench</u></p> 	<p><u>We All Went On Safari</u></p> <p>Don't worry if you don't have a copy of this book at home.</p> <p>Simply click the link on the <b>UFS home-learning page</b> to launch a video recording read by our very own Miss Mortimer.</p>  

# UFS Home-Learning Timetable – Spring 1, Week 3


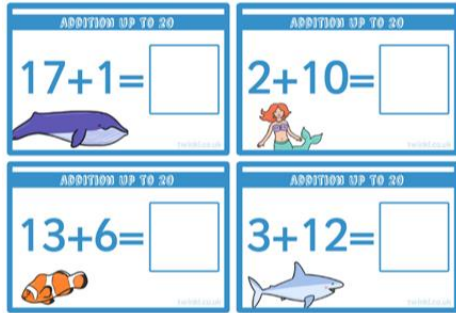



	Topic	Maths	Other	Favourite 5
Wednesday	<p><u>HOME LEARNING CHALLENGES</u></p> <p>Use your child's YUMU login to access this week's music task – the login details can be located on a sticker on the front of the <i>Home Learning Pack</i>.</p>  <p>Learning from home with Yumu</p> <p>Having trouble navigating YUMU?</p> <p>This week you should be accessing UNIT: Everyone! Step 3, featuring the song ABC by the Jackson 5...enjoy!</p> 	<p><u>HOME LEARNING CHALLENGES</u></p> 	<p><u>Workout Wednesday</u></p> <p>Click on the link below for some 'Under the Sea' themed exercise:</p> <p><u><a href="#">Nibs the Octopus by Cosmic Yoga</a></u></p>  <p>Afterwards, can you explain to your grown-up how your body feels? Are you hot / sweaty / out of breath / tired?</p>	<p><u>Catch A Goat</u></p> <p>Don't worry if you don't have a copy of this book at home.</p> <p>Simply click the link on the UFS <b>home-learning page</b> to launch a video recording read by our very own Mrs Ward.</p>  



# UFS Home-Learning Timetable – Spring 1, Week 3

	Topic	Maths	Other	Favourite 5
Thursday	<p>L.O. I can listen attentively to stories and respond to what I hear with relevant comments. I can answer 'how' and 'why' questions.</p> <p>See <b>Topic Slides</b> available on <b>UFS home-learning page</b>.</p> <p>Download from the <b>UFS home learning page</b> accompanying resources:</p> <ul style="list-style-type: none"> <li>- 'Sharing a shell' picture prompts</li> </ul> 	<p>L.O. I can add.</p> <p>See <b>Maths Slides</b> available on <b>UFS home-learning page</b>.</p> <p>Download from the <b>UFS home learning page</b> accompanying resources:</p> <ul style="list-style-type: none"> <li>- Part-Whole Number Bonds</li> </ul> <p><b>Part-Whole Number Bonds to 10</b></p> 	<p><u>Thoughtful Thursday</u></p> <p>During Topic this week you have looked at two 'Under the Sea' themed books.</p> <p>Do you notice what they have in common?</p> <p>That's right, they are both about sharing. In Upper Foundation we are good at sharing.</p> <p>Download from the <b>UFS home learning page</b> accompanying resources:</p> <ul style="list-style-type: none"> <li>- Rainbow Fish Puppets</li> <li>- Sharing A Shell Puppets</li> </ul> <p>Can you use the puppets to re-tell the story? Help the friends to learn the value of sharing!</p> 	<p><u>My Granny Went To Market</u></p> <p>Don't worry if you don't have a copy of this book at home.</p> <p>Simply click the link on the <b>UFS home-learning page</b> to launch a video recording read by our very own Miss Mortimer.</p>  

# UFS Home-Learning Timetable – Spring 1, Week 3

	Topic	Maths	Other	Favourite 5
Friday	<p>L.O. I can listen attentively to stories and make predictions about what might happen next. I can answer 'how' and 'why' questions. I can write a caption/sentence that can be read by myself and others.</p> <p>See <b>Topic Slides</b> available on <b>UFS home-learning page</b>.</p> <p>Download from the <b>UFS home learning page</b> accompanying resources: - 'Sharing a shell' writing frames</p> 	<p>L.O. I can add.</p> <p>See <b>Maths Slides</b> available on <b>UFS home-learning page</b>.</p> <p>Download from the <b>UFS home learning page</b> accompanying resources: - 'Under the Sea' themed Addition to 20 Challenge Cards</p> 	<p><u>'Fishy' Fun Friday</u></p> <p>SHARK SPECIAL - Use the ideas/links below as inspiration for your own model!!</p>  <p>Send a photo of your creation using the <b>Evidence Me</b> app so we can see your wonderful work!</p>	<p><u>The Old Woman And The Red Pumpkin</u></p> <p>Don't worry if you don't have a copy of this book at home.</p> <p>Simply click the link on the <b>UFS home-learning page</b> to launch a video recording read by our very own Mrs Marley.</p>  

# UFS Home-Learning Timetable – Spring 1, Week 3

## Phonics:



Phonics provision will to be sent directly via *Evidence Me*. Each week staff will send links to phonics videos from the Read Write Inc. portal that closely match your child's ability. Please continue to practise letter formation either in the booklets we sent home previously or simply in their exercise book.

## Contacts:



Mrs Ward is the designated member of staff supporting Early Years children learning from home. Please find her details listed below:

Mobile - 07487313680

Email - [UFSS@daneroyd.com](mailto:UFSS@daneroyd.com)