





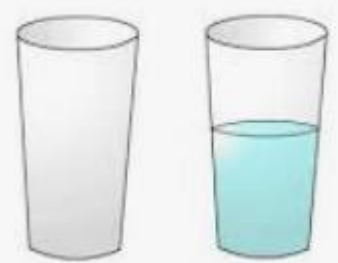





Nursery Home Learning W/C 25.01.21

Wk4		Session 1 Phonics/Reading	Session 2 Maths/Topic	
Mon	<p>Practice writing your name on your name writing card in your home learning pack.</p> <p>If you can already write your name. Can you write your last name?</p>	<p><b>New Starters-L.O.-I can sing familiar songs.</b>  <a href="https://www.youtube.com/watch?v=uKsz-fM3gWO">https://www.youtube.com/watch?v=uKsz-fM3gWO</a>  Sing a long and learn the Makaton signs.</p> <p>Sept Starters- Show children the pictures: Boy, cow, and beanstalk.  What book are we reading this week?  What might happen in the story? Discuss this with child and model sentences correctly.  Read the story together. What was your favourite part of the story?</p> <p>Fred talk (segment and blend):</p> <p><b>Jan 20 starters- L.O.-I can recognise the sound 'm'</b>  Watch and follow the video link which has been sent through Evidence Me app.</p>	<p>LO: I can listen to and recall information.  Watch the cebeebies video about the t-rex and the triceratops. What facts can you remember? With your grown up can you write some of the facts in your fact book. What sound does _____ begin with?  <a href="https://www.bbc.co.uk/cbeebies/curations/dinosaur-fact">https://www.bbc.co.uk/cbeebies/curations/dinosaur-fact</a></p> 	<p><b>Nursery rhyme of the week:</b></p> <p>Row, Row, Row your boat.</p> <p>Watch the video with Mr Tumble and can you learn the song and the Makaton signs?</p> <p><a href="https://www.youtube.com/watch?v=svdvQ9aiGbY">https://www.youtube.com/watch?v=svdvQ9aiGbY</a></p> 
Tues	<p>Practice your number formation on your writing card in your home learning pack.</p> <p>You could even do this using your magic finger in sand, paint, shaving foam etc.</p>	<p><b>New starters-L.O.- I can recognise and respond to familiar sounds.</b>  <a href="https://www.twinkl.co.uk/go/resource/tg-ga-146-level-1-phonics-the-garden-environmental-sounds-game">https://www.twinkl.co.uk/go/resource/tg-ga-146-level-1-phonics-the-garden-environmental-sounds-game</a></p> <p>Sept starters- Show child the pictures. Can you remember what story we are reading? Can you remember what happened in the story? Child to tell adult what happened, adult to model back sentence structure</p> <p>Fred talk (segment and blend): jack, hen, cow, bean, boom, harp, egg.  Read the story again. Can child join in with any repeated refrains? (Fee,Fi,Fo,Fum)</p>	<p>LO: I can use positional language.</p> <p>Look at the powerpoint, Where is teddy? Children to use the positional language: on top, under, next to, beside, in between etc.)</p>  <p>Once you have watched the powerpoint- child to get one of their own teddies/ figure. Adult to say sentence using positional language and child to follow instruction.</p> <p>Put teddy next to dolly.  Put teddy on top of the chair.</p>	<p>Paint:</p> <p>Can you paint or draw a picture of a dinosaur? Maybe a stegosaurus or a t-rex.</p> 

Nursery Home Learning W/C 25.01.21

		<p><u>Jan 20 starters- L.O.-I can recognise the sound 'm'</u> Watch and follow yesterday's video link which was sent through Evidence Me app.</p>	Put teddy under the quilt.	
Wed	<p>Practice your pencil control using the pencil control sheet in your home learning pack.</p> <p>You could do this using your magic finger in sand, paint. Shaving foam etc.</p>	<p><u>New starters- L.O.- I can listen to and recognise initial sounds.</u> <a href="https://www.youtube.com/watch?v=gzUz41TjAmg">https://www.youtube.com/watch?v=gzUz41TjAmg</a></p> <p>Sept starters- Show child the pictures. What story are we reading? What happened in the story?</p> <p>How did Jack feel when his mum threw the beans out of the window? Happy or sad? Give two options for child to discuss.</p> <p>Repeat activity with different questions. How did Jack feel when he saw the castle? How did Jack feel when he saw the Giant? How did Jac feel when the giant chased him? How did he feel when the beanstalk was chopped down?</p> <p><u>Jan 20 starters- L.O.-I can recognise the sound 'a'</u> Watch and follow the video link which has been sent through Evidence Me app.</p>	<p>LO: LO: I can listen to and recall information. Watch the CBeebies video about the diplodocus and stegosaurus. What facts can you remember? With your grown up can you write some of the facts in your fact book. What sound does _____ begin with? <a href="https://www.bbc.co.uk/cbeebies/curations/dinosaur-fact">https://www.bbc.co.uk/cbeebies/curations/dinosaur-fact</a></p> 	<p>Physical: Listen and join in with the 'Dinosaur Stomp' <a href="https://www.youtube.com/watch?v=Imhi98dHa5w">https://www.youtube.com/watch?v=Imhi98dHa5w</a> This is great for your gross motor muscles, to help prepare you for writing.</p> 
Thurs	<p>Practice writing your name on your name writing card in your home learning pack.</p> <p>If you can already write your name. Can</p>	<p><u>New starters- Can you remember the song from Mon?</u> <u>Why not practise it again and then perform it for a grown-up.</u></p> <p>Sept Starter- Show child the pictures and ask them if they remember what story we know?</p> <p>Hot seating: Child is going to be Jack. Adult to be the interviewer. Adult to ask child the questions and child to respond as if they were Jack. Adult repeat their answer in correct sentence structure.</p>	<p>LO: I can use language related to capacity.</p> <p>Is the cup _____? Full, empty, half full, half empty, nearly full, nearly empty. Can you help the milkshake monsters find their milkshakes. Listen to the description and choose which milkshake the monster is looking for?</p> <p>At home can you fill some containers and make them full, empty, half full, half empty, nearly full, nearly empty.</p>	<p>Creative: Why not have a go at making your very own dinosaur feet? <a href="https://www.bbc.co.uk/cbeebies/makes/presenters-dinosaur-feet?collection=prehistoric-makes">https://www.bbc.co.uk/cbeebies/makes/presenters-dinosaur-feet?collection=prehistoric-makes</a></p>

	<p>your write your last name?</p>	<p>Why did you sell the cow for magic beans?            Why was your Mummy cross?            Why did you climb the beanstalk?            What did you find at the top of the beanstalk?            How did you feel when the Giant saw you?</p> <p><u>Jan 20 starters- L.O.-I can recognise the sound 'a'</u>            Watch and follow yesterday's video link which was sent through Evidence Me app.</p>	<p><b>empty      half full</b></p> 	<p>Can you move around like a dinosaur?</p> 
Fri	<p>Practice your number formation on your writing card in your home learning pack.</p> <p>You could even do this using your magic finger in sand, paint, shaving foam etc.</p>	<p><u>New starters- L.O.- I can listen to a story.</u>            Listen to a grown up reading Dear Zoo, if you haven't got the book at home, click on the link.  <a href="https://www.youtube.com/watch?v=ZqGYWRHOV6E">https://www.youtube.com/watch?v=ZqGYWRHOV6E</a></p> <p><u>Sept Starters- Show child a picture of the giant.</u>            Describe him- give child two options.            Is the Giant huge or tiny?            Is the giant scary or kind?            Is the giant tall or short?            Model sentences. The giant is _____</p> <p><u>Jan 20 starters- L.O.-I can recognise initial sounds.</u>            Have a selection of objects/ pictures that begin with both 'm' and 'a.' Can you sort them into those that begin with 'm' and those that begin with 'a?'</p>	<p><b>Gross Motor Activities:</b>            Touch the sky and then your feet 5 times in a row. Do 5 star jumps. Jog as fast as you can while counting to 10.</p> <p><b>Fine Motor Activities;</b>            Using pegs to hang out washing, or peg onto card or paper. Ensure you are using thumb/first finger.</p> 	<p><b>Reading:</b>            Choose your favourite story with your grown up. Can you read it together? Can you join in?</p> <p>Who is your favourite character?</p> 

Please ensure that evidence of their learning is uploaded to the 'Evidence Me' app, this can be in photo or video format. Thank you.