





	Morning Video	Session 1 Read Write Inc Phonics <i>Recorded lessons are interactive - you will need a pencil and paper.</i>	Session 2 English <i>Recorded lessons are interactive - you will need a pencil and paper.</i> <u>9:30-10:30</u>	Session 3 Maths <i>White Rose Booklet</i> Place Value (within 50) Spring Term Block 2 <u>11:00-12:00</u>	Session 4 Foundation Subject	Session 5 Spelling
Monday	<p>Watch your teachers morning video</p> <p>https://www.daneroydhomelearning.com/ks1-wc-1st-march</p>	<p><u>Read Write Inc</u></p> <p><u>Set 2</u></p>  <p>Follow link to lessons:</p> <p>Reading https://schools.rutbmiskin.com/training/view/lrBFrOs4/QCKx23N2</p> <p>Spelling https://schools.rutbmiskin.com/training/view/cRhROKkP/OyFfX1EX</p>	<p>Jack and the Beanstalk: characters, mood, problems https://classroom.thenationalacademy/units/jack-and-the-beanstalk-characters-mood-problems-5b0f</p> <p><u>Lesson 1</u> To listen to a story</p>	<p><u>White Rose Maths booklet.</u></p> <p>Count in 2s activity (not in workbook) Please see teaching slides: https://whiterosemaths.com/homelearning/year-1/spring-week-7-number-place-value-within-50/</p> <p>Scroll down to today's learning objective.</p> <ul style="list-style-type: none"> - Watch the video - Pause and discuss when prompted <p>Optional Maths Challenge can be found on the school website for each day.</p>	<p>Art & DT – Lesson 2 <u>LO: I can cut out a cube net and print to decorate.</u> Using the net template on the website or by creating your own put your pattern from last week onto each face. Then cut it out ready for next week.</p> <p>PE with Mr Watson Watch the video on the website to join in with Mr Watson's challenges.</p>	<p><u>LO: I can spell words using the sound a-e.</u> Spelling sheet 1- Look, say, cover, check, write.</p>

		<p><u>Set 3</u></p> <p>o-e</p> <p>Follow link to lessons:</p> <p>Reading https://schools.rut hmiskin.com/training/view/sNKgnSMX/D1uMBQOy</p> <p>Spelling https://schools.rut hmiskin.com/training/view/ZlaZ2WGI/E4V55H5f</p>				
Tuesday	<p>Watch your teachers morning video</p> <p>https://www.daneroydhomelearning.com/ks1-wc-1st-march</p>	<p><u>Read Write Inc</u></p> <p><u>Set 2</u></p> <p>oo</p> <p>Follow link to lessons:</p> <p>Reading https://schools.rut hmiskin.com/training/view/0laV77Mz/DzbWjGxM</p> <p>Spelling https://schools.rut hmiskin.com/training/view/0laV77Mz/DzbWjGxM</p>	<p>Jack and the Beanstalk: characters, mood, problems https://classroom.thenational.academy/units/jack-and-the-beanstalk-characters-mood-problems-5b0f</p> <p><u>Lesson 2</u> To tell a story from memory</p>	<p><u>White Rose Maths booklet.</u> Count in 2s (pg 23-25) Please see teaching slides: https://whiterosemaths.com/homelearning/year-1/spring-week-7-number-place-value-within-50/ Scroll down to today's learning objective.</p> <ul style="list-style-type: none"> - Watch the video - Pause and discuss when prompted 	<p>Science – Lesson 2 <u>LO: I can tell the difference between an objects and the materials it is made from.</u> Go through the video and PowerPoint to learn about the difference between naming an object and stating which materials it is made from.</p> <p>All children complete the sorting activity by sorting the pictures into objects and materials. Year 1 – fill in the gaps in the sentences on page 3.</p>	<p><u>LO: I can spell words using the sound a-e.</u> Spelling sheet 2- Read and match.</p>

		ng/view/Tkljmlc7/btCFelGO Set 3 <u>u-e</u> Follow link to lessons: Reading https://schools.rutskin.com/training/view/gTimziGb/I56dUlt8 Spelling https://schools.rutskin.com/training/view/BAtAYQoJ/R67q1PCB		- Complete the relevant page in your workbook Optional Maths Challenge can be found on the school website for each day.	Year 2 – on page 4 draw three objects and write a sentence stating what the object is and what material it is made from. Year 1/2 – Teams Meetings	
Wednesday	Watch your teachers morning video https://www.daneroydhomelearning.com/ks1-wc-1st-march	Read Write Inc Set 2 <u>ar</u> Follow link to lessons: Reading https://schools.rutskin.com/training/view/kmvHbdiE/ielWWFKX Spelling	Jack and the Beanstalk: characters, mood, problems https://classroom.thenational.academy/units/jack-and-the-beanstalk-characters-mood-problems-5b0f Lesson 3 To describe a character	White Rose Maths booklet. Count in 5s activity (not in workbook) Please see teaching slides: https://whiterosemaths.com/homelearning/year-1/spring-week-7-number-place-value-within-50/ Scroll down to today's learning objective. - Watch the video	RE – Lesson 2 <u>LO: I know all about the sacred place of worship for Christians.</u> Watch the video and go through the PowerPoints about the Church. Cut out the objects and stick them in the right place that they would be in a church. As part of Fairtrade Fortnight have a go at creating a Fairtrade farm in a box.	<u>LO: I can spell words using the sound a-e.</u> Spelling sheet 3 - Real or nonsense.

		https://schools.rut hmiskin.com/training/view/okvVu6PX /0nWt8JDU Set 3  Follow link to lessons: Reading https://schools.rut hmiskin.com/training/view/aTQQCzM 3/kyWpURdS Spelling https://schools.rut hmiskin.com/training/view/ZCCnzR8O /GMpkECF8		- Pause and discuss when prompted Optional Maths Challenge can be found on the school website for each day.	Think about what product could be grown. Create a Fairtrade farm in a shoe box! What Fairtrade product is growing on your farm? You will need: <input type="checkbox"/> A shoe box <input type="checkbox"/> Junk/recycled materials <input type="checkbox"/> Drawing materials and paints	
Thursday World Book Day! Dress up as a word today. Tweet and email us pictures.	Watch your teachers morning video https://www.daneroydhomelearning.com/k s1-wc-1st-march	Read Write Inc Set 2  Follow link to lessons: Reading https://schools.rut hmiskin.com/training/view/aTQQCzM 3/kyWpURdS	Today is World Book Day! In English today I want you to follow the link below and listen to the story of 'The Gingerbread Man'. There are activities to download which are: - Design and decorate a gingerbread man	White Rose Maths booklet. Count in 5s (pg 26-27) Please see teaching slides: https://whiterosemaths.com/homelearning/year-1/spring-week-7-number-place-value-within-50/	History - Lesson 2 LO: I can compare Victorian toys with modern toys. Today you will be comparing modern day toys to Victorian toys. Year 1 – complete worksheet pages 1 and 2 Year 2 – complete worksheet page 3 Year 1 – Teams Meetings	LO: I can spell words using the sound a-e. Spelling sheet 4 - Word search sheet.

		ng/view/GNxDTjYE/AoiTJGoL Spelling https://schools.rutskin.com/training/view/PnXQlxFX/BsboW88n Set 3  Follow link to lessons: Reading https://schools.rutskin.com/training/view/7Y3d6tSx/SySlg2Vr Spelling https://schools.rutskin.com/training/view/Yj3XzjiQ/zEv7R44T	<ul style="list-style-type: none"> - Make gingerbread men, following the recipe - Sequence the story (Year 2 you can write what is happening in each picture) https://www.worldbookday.com/videos/the-gingerbread-man/	Scroll down to today's learning objective. <ul style="list-style-type: none"> - Watch the video - Pause and discuss when prompted - Complete the relevant page in your workbook Optional Maths Challenge can be found on the school website for each day.		
Friday	Watch your teachers morning video https://www.daneroydhomelearning.com/k51-wc-1st-march	Reading Comprehension Have a go at the reading comprehensions on the home learning website. Remember to 'Fred Talk' any words you struggle with and try to read it a few times	Jack and the Beanstalk: characters, mood, problems https://classroom.thenationalacademy/units/jack-and-the-beanstalk-characters-mood-problems-5b0f Lesson 4 To use coordinating conjunctions	You have now completed the 'Place Value within 50' block. Please complete the block assessment independently from the home learning website www.daneroydho	Music Log onto Charanga Yumu to see your topic 'Round and Round'. Complete step 2. French <u>LO: I can recap numbers in French.</u> Try and match the numbers 0-10 with the word for them in French.	<u>LO: I can spell words using the sound a-e.</u> Spelling quiz - Ask children to write words out of order, say the words clearly and stress the sounds if needed.

		before reading it out loud in your best story teller voice.		melearning.com/s1-wc-1st-march Parents are allowed to read the questions to you but you need to work out the answers on your own. Send your scores to your class email account. Good luck 😊	Then cut out the words and try to re order them correctly. Can you do all numbers to 20?	You can use spelling test the video on the website to help.
--	--	---	--	--	--	---