

# PROPAGANDA POSTERS

As you can see from these examples the message on the poster was simple and to the point. Usually in capital letters and with bright-eye-catching-colours.

Choose your message, making sure it is big and bold, then draw a picture to go with it, but keep it quite simple.

Use paint, coloured pencils, felt pens. The brighter the better.

You could also cut out pictures of vegetables/fruit (GROW YOUR OWN), or planes/soldiers (JOIN UP NOW) and glue them onto your poster.

Propaganda is a way of spreading ideas and influencing people. It played an important part in World War II as both the Allies and Axis used propaganda to shape public opinion. It was used to raise the morale (happiness) of people at home and the forces fighting abroad, to make the enemy seem brutal.

They encouraged people to economise on travel, not to waste food, grow their own food, not buy new clothes but make do and mend.

The posters also urged people at home to volunteer for various things - working in factories, in farming, taking in evacuees. They urged the men to join the forces.

- LOOSE LIPS  
SINKS SHIPS

- Zipp It - careless talk  
costs lives

- JOIN THE WOMENS LAND  
ARMY - FOOD COMES FIRST

- DIG ON FOR VICTORY

- WOMEN OF BRITAIN -  
COME INTO THE FACTORIES

- GROW YOUR OWN FOOD

- YOUR KING AND COUNTRY  
NEED YOU - ENLIST NOW

- HITLER WILL SEND NO  
WARNING - SO ALWAYS  
CARRY YOUR GAS MASK.

# BRITONS



"WANTS  
**YOU**"


**JOIN YOUR COUNTRY'S ARMY!**  
**GOD SAVE THE KING**

Reproduced by permission of LONDON OPINION

# DIG ON FOR VICTORY




**When you ride ALONE  
you ride with Hitler!**



**Join a  
Car-Sharing Club  
TODAY!**

**WE BEAT 'EM**

**BEFORE**




**WE WILL BEAT 'EM**

**AGAIN**

**LOOSE  
LIPS**

**WIGHT  
Sink Ships**





# We Can Do It!



© 1943 THE UNITED STATES GOVERNMENT

FOR INFORMATION ON HOW TO OBTAIN THIS POSTER